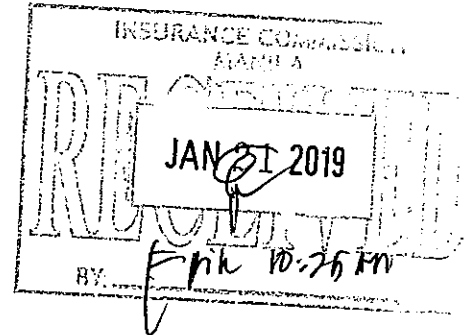


January 17, 2019

HON. DENNIS B. FUNA
Insurance Commissioner
The Insurance Commission
1071 United Nations Avenue
Ermita, Manila



Dear Commissioner Funa:

This is to submit our Statistical Report on Selected Financial Data on Life Insurance Companies for the 4th quarter of 2018.

Thank you.

Very truly yours,


DANTE M. MARASIGAN
VP – Financial Controller

**Statistical Report on Selected Financial Data
on Life Insurance Companies**
As of the Quarter ending March 31, June 30, September 30, December 31, 2018
(please encircle the applicable date)

Pru Life Insurance Corporation of U.K.
Name of Insurance Company

(In Pesos)

I. FINANCIAL CONDITION

Total Assets		94,832,563,075
Cash & Invested Assets	<u>11,633,124,916</u>	
Net Life Ins. Premiums & Annuity Considerations, Uncollected	<u>14,880,977</u>	
Reinsurance Accounts Receivable	<u>27,352,609</u>	
Variable Life-Separate Account Assets	<u>81,905,744,007</u>	
Other Assets	<u>1,251,460,567</u>	
Total Liabilities		91,572,583,800
Legal Policy Reserves	<u>5,334,104,915</u>	
Policy & Contract Claims	<u>498,438,702</u>	
Premium Deposit Fund	<u>48,292,688</u>	
Reinsurance Accounts Payable	<u>98,220,178</u>	
Variable Life Liabilities	<u>81,905,744,007</u>	
Taxes Payable	<u>80,879,735</u>	
Other Liabilities	<u>3,606,903,576</u>	
Total Networkth		3,259,979,275
Paid-Up Capital/Statutory Deposit	<u>500,000,000</u>	
Capital Paid-in Excess of Par Value	<u>462,000,000</u>	
Seed Capital on Variable Life	<u>50,385,717</u>	
Contributed Surplus/Home Office/Inward Remittances	<u>0</u>	
Deposit for Future Subscription	<u>(148,009,205)</u>	
Contingency Surplus	<u>2,395,602,763</u>	
Investment Fluctuation Reserves		
Unassigned/Retained Earnings/Home Office Account		

NOTES :

A. Assets

1. Cash and Invested Assets - includes Cash on Hand and in Banks, Bonds, Treasury Bills, Stocks, Real Estate, Policy and other loans, Short Term Inv., Other Inv. And Security Fund
2. Net Life ins. Premiums and Annuity considerations Due & Uncollected - Includes Accident & Health Premiums Due and Uncollected
3. Reinsurance Accounts Receivable-includes Premiums Due From and Amount Recoverable from Accepting Companies

B. Liabilities

1. Legal Policy Reserves - includes Aggregate Reserves for Accident and Health Policies
2. Reinsurance Accounts payable - includes Premiums Due to Reinsurers, Funds Held for Reins. And Amount Due to Accepting com

C. Networkth


1. Investment Fluctuation Resers - include Fluctuation and Revaluation Reserves

Pru Life Insurance Corporation of U.K.
As of the Quarter ending March 31, June 30, September 30, December 31, 2018
(please encircle the applicable date)

III. OPERATING RESULTS

Premium Income		22,033,144,183	A
Less: Increase / (Decrease) in Reserves (Linked & Non-Linked)		6,991,661,552	B
Commissions Earned		-	C
Other Underwriting Income		-	D
Total Underwriting Income (A +/- B + C + D)		15,041,482,631	E
Less: Benefit Payments		7,530,395,206	F
Commission Expenses		3,781,522,851	G
Premium Tax		93,712,356	H
a) Traditional Plans	6,669,069		
b) Variable Life	87,043,287		
c) Microinsurance			
d) Migrant Workers Insurance			
Documentary Stamp Tax		17,188,450	I
a) Traditional Plans	417,100		
b) Variable Life	16,771,350		
c) Microinsurance			
d) Migrant Workers Insurance			
Other Underwriting Expenses		122,665,643	J
Total Underwriting Expenses (F +/- G + H + I+J)		11,545,484,506	K
Net Underwriting Gains/Loss (E - K)		3,495,998,125	L
Gross Investment Income		(337,398,098)	M
a) Dividend Earned			
b) Real Estate Income earned			
c) Interest Income Earned	(391,892,413)		
d) Other Income	54,494,315		
Less: Investment Expenses		300,794,333	N
Final Tax		95,990,703	O
Net Investment Income (M -N -O)		(734,183,134)	P
Other Income / (Expense)		1,693,657,251	Q
Capital Gain / (Loss)		-	R
General & Administrative Expenses		3,598,906,100	S
Net Income (Loss) before Inc. Tax (L + P + Q + R - S)		856,566,142	T
Less: Income Tax		16,516,899	U
Net Income as of the quarter (T - U)		840,049,242	V

I hereby certify to the accuracy/correctness of the aforementioned data (items I, II & III above)


DANTE M. MARASIGAN / VP - Financial Controller
(Signature of responsible officer over printed name and position)

Prud Life U.K.
Name of Insurance Company

IV. BUSINESS DONE

	LIFE INSURANCE																				
	Ordinary Insurance *																				
	Whole Life				Endowment				Term			Permanent									
	No. of Policies (2)	No. of Certificates (3)	Insured Lives (4)	Sum Assured (5)	No. of Policies (6)	Insured Lives (7)	Sum Assured (8)	No. of Policies (9)	Insured Lives (10)	Sum Assured (11)	No. of Policies (12)	Insured Lives (13)	Sum Assured (14)	No. of Policies (15)	Insured Lives (16)	Sum Assured (17)	No. of Policies (18)	No. of Certificates (19)	Insured Lives (20)	Sum Assured (21)	
TOTALS																					
1. Beginning Balance (1)	407,776	152,171	507,412	338,170,057,661	18,771	17,089	15,913,842,919	1,921	1,736	1,188,749,646	2,384	2,326	2,464,089,227	23,076	21,151	18,566,681,792	0	0	0	0	
2. New Business																					
a. Issued	135,815	75,799	197,648	159,690,041,743	14	12	8,076,092	0	0	0	766	695	1,082,819,508	780	707	1,090,895,600	0	0	0	0	
b. Revived	1,400	0	1,400	1,400,012,475	37	33	18,741,114	10	9	2,750,000	30	27	20,074,000	77	69	41,565,114	0	0	0	0	
c. Increased	51	962	962	2,715,501,267	0	0	3,624,968	0	0	-735,589	0	0	500,000	0	0	3,389,379	0	0	0	0	
d. Others																					
3. Insurance Terminated	53,442	139,131	188,598	35,395,699,348	685	609	507,963,299	201	177	85,760,953	887	805	584,221,273	1,773	1,591	1,177,935,525	0	0	0	0	
4. In force as of end of the Quarter	491,769	89,901	513,834	466,579,913,998	18,137	16,625	15,436,321,793	1,730	1,568	1,105,013,104	2,293	2,243	2,983,261,462	22,160	20,336	19,524,595,359	0	0	0	0	

IV. BUSINESS DONE

	Group & Industrial *						Sub - Total						VARIABLE LIFE						ACCIDENT						Sub-Tot	
	Term			Sum Assured			Term			Sum Assured			No. of Policies			Sum Assured			Individual			Group			No. of Policies	
	No. of Policies (22)	No. of Certificates (23)	Insured Lives (24)	Sum Assured (25)	No. of Policies (26)	No. of Certificates (27)	Insured Lives (28)	Sum Assured (29)	No. of Policies (30)	Insured Lives (31)	Sum Assured (32)	No. of Policies (33)	Insured Lives (34)	Sum Assured (35)	No. of Policies (36)	No. of Certificates (37)	Insured Lives (38)	Sum Assured (39)	No. of Policies (40)	No. of Certificates (41)						
(1)																										
1. Beginning Balance	51	140,526	140,526	8,510,131,621	51	140,526	8,510,131,621	341,266	291,367	300,546,354,657	43,137	42,629	8,450,594,888	148	11,427	11,427	1,013,029,000	43,285	11,427							
2. New Business																										
a. Issued	29	66,456	66,456	3,093,390,083	29	66,456	3,093,390,083	110,908	97,357	150,578,644,839	24,033	23,754	3,837,330,200	33	9,343	9,343	1,051,440,000	24,066	9,343							
b. Revived	0	0	0	0	0	0	0	1,313	1,153	1,308,679,361	178	176	49,468,000	0	0	0	0	178	0							
c. Increased	0	103	103	14,525,000	0	103	14,525,000	0	0	2,286,407,378	0	0	309,639,510	51	859	859	101,540,000	51	859							
d. Others																										
3. Insurance Terminated	6	137,033	137,033	3,232,764,075	6	137,033	3,232,764,075	28,625	25,128	28,635,011,869	22,970	22,704	4,001,273,975	33	2,086	2,086	322,610,000	23,003	2,086							
4. In force as of end of the Quarter	74	70,052	70,052	8,386,282,629	74	70,052	8,386,282,629	424,862	364,719	428,086,074,367	44,378	43,855	8,645,756,623	199	19,543	19,543	1,843,999,000	44,577	19,543							

IV. BUSINESS DONE

	HEALTH											
	Individual				Group				Sub-Total			
	No. of Policies (33)	Insured Lives (34)	Sum Assured (35)	No. of Policies (35)	No. of Certificates (37)	Insured Lives (38)	Sum Assured (39)	No. of Policies (40)	No. of Certificates (41)	Insured Lives (42)	Sum Assured (43)	
(1)												
1. Beginning Balance	95	94	83,265,903	2	218	218	0	97	218	312	83,265,903	
2. New Business												
a. Issued	32	31	38,341,020	0	0	0	0	32	0	31	38,341,020	
b. Revived	2	2	302,000	0	0	0	0	2	0	2	302,000	
c. Increased	0	0	0	0	0	0	0	0	0	0	0	
d. Others												
3. Insurance Terminated	35	34	26,103,903	0	12	12	0	35	12	46	26,103,903	
4. In force as of end of the Quarter	94	93	95,805,020	2	206	206	0	96	206	299	95,805,020	

Prepared by: *Vincent Jay T. Mag-isa*
 Vincent Jay T. Mag-isa
 Actuarial Analyst - Financial Reporting and Controls

Reviewed by: *Kathrine T. Tria*
 Kathrine T. Tria
 Manager - Financial Reporting and Controls

Noted by: *Globel N. Villanueva*
 Globel N. Villanueva
 Asst. Vice President - Financial Reporting and Controls

As of December 31, 2018

(please encircle the applicable date)

Pru Life Insurance Corp of UK

Name of Insurance Company

V. Premiums By Type & Business Line

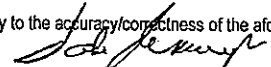
	TOTALS (cols 2-5) (1)	VARIABLE LIFE (2)	ORDINARY LIFE* (3)	GROUP & INDUSTRIAL LIFE* (4)	ACCIDENT & HEALTH* (5)	MICRO INSURANCE** (6)	MIGRANT WORKERS** (7)
NEW BUSINESS							
FIRST YEAR (Other than Single)							
1. First year premiums and considerations direct business	5,782,046,590	5,335,698,133	11,925,884	393,346,342	41,076,233		
2. First year reinsurance premiums assumed	0						
3. First year reinsurance premiums ceded	319,307,792	22,939,519	54,448	296,313,825	0		
4. First year premiums and considerations - (line1+ line2 - line3)	5,462,738,798	5,312,758,614	11,871,435	97,032,516	41,076,233		
SINGLE							
5. Single premiums and considerations direct business	2,988,886,962	2,988,886,962	0				
6. Single reinsurance premiums assumed	0						
7. Single reinsurance premiums ceded	29,673,089	29,673,089	0				
8. Single premiums and considerations - (line5 + line6 -line7)	2,959,213,873	2,959,213,873	0	0	0		
RENEWAL							
9. Renewal premiums and considerations direct business	13,707,354,309	13,506,054,118	200,228,337	0	1,071,855		
10. Renewal reinsurance premiums assumed	0						
11. Renewal reinsurance premiums ceded	96,162,798	85,764,426	10,398,371	0	0		
12. Renewal premiums and considerations - (line9 + line10 - line11)	13,611,191,512	13,420,289,691	189,829,965	0	1,071,855		
TOTAL							
13. Total premiums and considerations direct business - (line1+line5+line9)	22,478,287,862	21,830,639,212	212,154,220	393,346,342	42,148,088		
14. Total reinsurance premiums assumed - (line2+line6+line10)	0						
15. Total reinsurance premiums ceded - (line3+line7+line11)	445,143,679	138,377,034	10,452,819	296,313,825	0		
16. Total premiums and considerations - (line4+line8+line12)	22,033,144,183	21,692,262,178	201,701,401	97,032,516	42,148,088		

NOTES:

* Inclusive of microinsurance and migrant workers insurance businesses

** Amounts for microinsurance and migrant workers insurance are subsets of amounts allocated to Ordinary, Group & Industrial and Accident & Health

I hereby certify to the accuracy/completeness of the aforementioned data:


DANTE M. MARASIGAN - VP Financial Controller
 (Signature of responsible officer over printed name and position)

**Statistical Report on Selected Financial Data
on Life Insurance Companies
(Variable Life - Separate Account Assets)**

As of the Quarter ending March 31, June 30, September 30, December 31, 2018
(please encircle the applicable date)

Pru Life Insurance Corporation of U.K.
Name of Insurance Company

SUMMARY OF FUNDS

(In Pesos)

I. BALANCE SHEET

Total Assets		<u>81,905,744,007</u>
A. Assets at Market Value		<u>81,905,744,007</u>
1. Bonds	26,138,647,775	
2. Stocks	44,221,159,405	
3. Fixed Deposit	921,378,158	
4. Other Funds	44,858,532,703	
5. Others (Specify)	<u>(34,233,974,035)</u>	
B. Net Investment Income Due and Accrued		<u>0</u>
C. Others (Specify)		<u>0</u>
D. Debtors / Accounts Receivables		<u>0</u>
(Specify)	<u>0</u>	
(Specify)	<u>0</u>	
(Specify)	<u>0</u>	
Total Liabilities and Network		<u>81,905,744,007</u>
Variable Life Liabilities	<u>81,905,744,007</u>	
General Expenses Due and Accrued		
Other Liabilities		
Seed Capital on Variable Life		

**Statistical Report on Selected Financial Data
on Life Insurance Companies
(Variable Life - Separate Account Assets)**
As of the Quarter ending March 31, June 30, September 30, December 31, 2018
(please encircle the applicable date)

Pru Life Insurance Corporation of U.K.
Name of Insurance Company

SUMMARY OF FUNDS


II. UNIT MOVEMENT FOR THE YEAR

Outstanding Units at the beginning of the quarter	<u>40,579,233,429</u>
Deposits during the quarter	<u>580,041,424</u>
Outstanding Units at the end of the quarter	<u>41,159,274,854</u>

III. STATEMENT OF CHANGE IN NET ASSETS

Net Assets, beginning	<u>80,079,777,440</u>
Additions:	
Deposits, net of Withdrawals	<u>1,589,195,914</u>
Gross Investment Income	<u>913,107,086</u>
Interest on Bonds	<u>370,950,739</u>
Dividend Income	<u>136,593,056</u>
Interest on Deposits	<u>4,034,042</u>
Interest on Loans	<u>-</u>
Other Income	<u>401,529,249</u>
Total Additions	<u>2,502,303,000</u>
Deductions:	
Investment Expenses	<u>5,388,731</u>
Investment Management Fees	<u>421,529,025</u>
Taxes	<u>104,454,196</u>
Other Expenses	<u>144,964,481</u>
Total Deductions	<u>676,336,433</u>
Net Assets, end of the quarter	<u>81,905,744,007</u>

I hereby certify to the accuracy/correctness of the aforementioned data (Items I, II & III above)



DANTE M. MARASIGAN / VP - Financial Controller
(Signature of responsible officer over printed name and position)

**Statistical Report on Selected Financial Data
on Life Insurance Companies
(Variable Life - Separate Account Assets)**

As of the Quarter ending March 31, June 30, September 30, December 31, 2018
(please encircle the applicable date)

Pru Life Insurance Corporation of U.K.
Name of Insurance Company

Name of Fund: Proactive Fund

(In Pesos)

I. BALANCE SHEET

Total Assets		<u>16,784,087,923</u>
A. Assets at Market Value		<u>16,784,087,923</u>
1. Bonds	<u>0</u>	
2. Stocks	<u>0</u>	
3. Fixed Deposit	<u>34,838,657</u>	
4. Other Funds	<u>16,733,091,027</u>	
5. Others (Specify)	<u>16,158,239</u>	
B. Net Investment Income Due and Accrued		
C. Others (Specify)		<u>0</u>
D. Debtors / Accounts Receivables		<u>0</u>
(Specify)	<u>0</u>	
(Specify)	<u>0</u>	
(Specify)	<u>0</u>	
Total Liabilities and Network		<u>16,784,087,923</u>
Variable Life Liabilities	<u>16,784,087,923</u>	
General Expenses Due and Accrued		
Other Liabilities		
Seed Capital on Variable Life		

**Statistical Report on Selected Financial Data
on Life Insurance Companies
(Variable Life - Separate Account Assets)**
As of the Quarter ending March 31, June 30, September 30, December 31, 2018
(please encircle the applicable date)

Pru Life Insurance Corporation of U.K.
Name of Insurance Company

Name of Fund: Proactive Fund

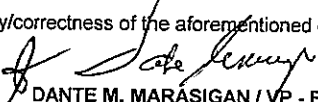
II. UNIT MOVEMENT FOR THE YEAR

Outstanding Units at the beginning of the quarter	<u>8,268,367,739</u>
Deposits during the quarter	<u>24,273,686</u>
Outstanding Units at the end of the quarter	<u>8,292,641,425</u>

III. STATEMENT OF CHANGE IN NET ASSETS

Net Assets, beginning	<u>16,417,102,136</u>
Additions:	
Deposits, net of Withdrawals	<u>49,170,775</u>
Gross Investment Income	<u>333,680,831</u>
Interest on Bonds	<u>-</u>
Dividend Income	<u>-</u>
Interest on Deposits	<u>255,868</u>
Interest on Loans	<u>-</u>
Other Income	<u>333,424,963</u>
Total Additions	<u>382,851,606</u>
Deductions:	
Investment Expenses	<u>-</u>
Investment Management Fees	<u>15,814,645</u>
Taxes	<u>51,174</u>
Other Expenses	<u>-</u>
Total Deductions	<u>15,865,819</u>
Net Assets, end of the quarter	<u>16,784,087,923</u>

I hereby certify to the accuracy/correctness of the aforementioned data (items I, II & III above)


DANTE M. MARASIGAN / VP - Financial Controller
(Signature of responsible officer over printed name and position)

**Statistical Report on Selected Financial Data
on Life Insurance Companies
(Variable Life - Separate Account Assets)**

As of the Quarter ending March 31, June 30, September 30, December 31, 2018
(please encircle the applicable date)

Pru Life Insurance Corporation of U.K.
Name of Insurance Company

Name of Fund: Money Market Fund

(In Pesos)

I. BALANCE SHEET

Total Assets		<u>273,513,536</u>
A. Assets at Market Value		<u>273,513,536</u>
1. Bonds	195,665,905	
2. Stocks	-	
3. Fixed Deposit	<u>75,482,324</u>	
4. Other Funds	-	
5. Others (Specify)	<u>2,365,307</u>	
B. Net Investment Income Due and Accrued		<u> </u>
C. Others (Specify)		<u> </u>
D. Debtors / Accounts Receivables (Specify)	-	<u> </u>
(Specify)	-	<u> </u>
(Specify)	-	<u> </u>
Total Liabilities and Network		<u>273,513,536</u>
Variable Life Liabilities	<u>273,513,536</u>	
General Expenses Due and Accrued		<u> </u>
Other Liabilities		<u> </u>
Seed Capital on Variable Life		<u> </u>

**Statistical Report on Selected Financial Data
on Life Insurance Companies
(Variable Life - Separate Account Assets)**

As of the Quarter ending March 31, June 30, September 30, December 31, 2018
(please encircle the applicable date)

Pru Life Insurance Corporation of U.K.
Name of Insurance Company

Name of Fund: Money Market Fund

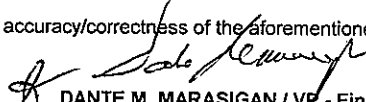
II. UNIT MOVEMENT FOR THE YEAR

Outstanding Units at the beginning of the quarter	<u>279,763,732</u>
Deposits during the quarter	<u>(20,736,350)</u>
Outstanding Units at the end of the quarter	<u>259,027,381</u>

III. STATEMENT OF CHANGE IN NET ASSETS

Net Assets, beginning		<u>293,906,364</u>
Additions:		
Deposits, net of Withdrawals		<u>(21,843,823)</u>
Gross Investment Income		<u>2,285,124</u>
Interest on Bonds	<u>1,516,375</u>	
Dividend Income	<u>-</u>	
Interest on Deposits	<u>457,706</u>	
Interest on Loans	<u>-</u>	
Other Income	<u>311,043</u>	
Total Additions		<u>(19,558,699)</u>
Deductions:		
Investment Expenses	<u>7,613</u>	
Investment Management Fees	<u>373,920</u>	
Taxes	<u>452,596</u>	
Other Expenses	<u>-</u>	
Total Deductions		<u>834,129</u>
Net Assets, end of the quarter		<u>273,513,536</u>

I hereby certify to the accuracy/correctness of the aforementioned data (items I, II & III above)


DANTE M. MARASIGAN / VP - Financial Controller
(Signature of responsible officer over printed name and position)

**Statistical Report on Selected Financial Data
on Life Insurance Companies
(Variable Life - Separate Account Assets)**

As of the Quarter ending March 31, June 30, September 30, December 31, 2018
(please encircle the applicable date)

Pru Life Insurance Corporation of U.K.
Name of Insurance Company

Name of Fund: Managed Fund

(In Pesos)

I. BALANCE SHEET

Total Assets		<u>5,581,624,687</u>
A. Assets at Market Value		<u>5,581,624,687</u>
1. Bonds	0	
2. Stocks	0	
3. Fixed Deposit	6,311,471	
4. Other Funds	5,577,128,365	
5. Others (Specify)	(1,815,150)	
B. Net Investment Income Due and Accrued		
C. Others (Specify)		0
D. Debtors / Accounts Receivables		0
(Specify)	0	
(Specify)	0	
(Specify)	0	
Total Liabilities and Network		<u>5,581,624,687</u>
Variable Life Liabilities	5,581,624,687	
General Expenses Due and Accrued		
Other Liabilities		
Seed Capital on Variable Life		

**Statistical Report on Selected Financial Data
on Life Insurance Companies
(Variable Life - Separate Account Assets)**
As of the Quarter ending March 31, June 30, September 30, December 31, 2018
(please encircle the applicable date)

Pru Life Insurance Corporation of U.K.
Name of Insurance Company

Name of Fund: Managed Fund

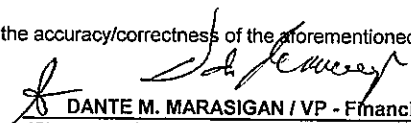
II. UNIT MOVEMENT FOR THE YEAR

Outstanding Units at the beginning of the quarter	1,971,148,334
Deposits during the quarter	(39,529,457)
Outstanding Units at the end of the quarter	1,931,618,877

III. STATEMENT OF CHANGE IN NET ASSETS

Net Assets, beginning	5,581,189,777
Additions:	
Deposits, net of Withdrawals	(110,511,643)
Gross Investment Income	112,697,351
Interest on Bonds	-
Dividend Income	-
Interest on Deposits	45,799
Interest on Loans	-
Other Income	112,651,552
Total Additions	2,185,708
Deductions:	
Investment Expenses	-
Investment Management Fees	1,741,641
Taxes	9,157
Other Expenses	-
Total Deductions	1,750,798
Net Assets, end of the quarter	5,581,624,687

I hereby certify to the accuracy/correctness of the aforementioned data (items I, II & III above)


DANTE M. MARASIGAN / VP - Financial Controller
(Signature of responsible officer over printed name and position)

**Statistical Report on Selected Financial Data
on Life Insurance Companies
(Variable Life - Separate Account Assets)**

As of the Quarter ending March 31, June 30, September 30, December 31, 2018
(please encircle the applicable date)

Pru Life Insurance Corporation of U.K.
Name of Insurance Company

Name of Fund: Growth Fund

(In Pesos)

I. BALANCE SHEET

Total Assets		<u>12,360,569,787</u>
A. Assets at Market Value		<u>12,360,569,787</u>
1. Bonds	0	
2. Stocks	0	
3. Fixed Deposit	76,167,623	
4. Other Funds	12,256,893,336	
5. Others (Specify)	27,508,829	
B. Net Investment Income Due and Accrued		
C. Others (Specify)		0
D. Debtors / Accounts Receivables		0
(Specify)	0	
(Specify)	0	
(Specify)	0	
Total Liabilities and Network		<u>12,360,569,787</u>
Variable Life Liabilities	12,360,569,787	
General Expenses Due and Accrued		
Other Liabilities		
Seed Capital on Variable Life		

**Statistical Report on Selected Financial Data
on Life Insurance Companies
(Variable Life - Separate Account Assets)**
As of the Quarter ending March 31, June 30, September 30, December 31, 2018
(please encircle the applicable date)

Pru Life Insurance Corporation of U.K.
Name of Insurance Company

Name of Fund: Growth Fund

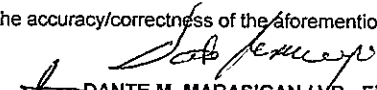
II. UNIT MOVEMENT FOR THE YEAR

Outstanding Units at the beginning of the quarter		<u>3,195,695,560</u>
Deposits during the quarter		<u>107,324,592</u>
Outstanding Units at the end of the quarter		<u>3,303,020,151</u>

III. STATEMENT OF CHANGE IN NET ASSETS

Net Assets, beginning		<u>11,730,270,036</u>
Additions:		
Deposits, net of Withdrawals		<u>390,905,298</u>
Gross Investment Income		<u>244,342,932</u>
Interest on Bonds	-	
Dividend Income	-	
Interest on Deposits	<u>308,028</u>	
Interest on Loans	-	
Other Income	<u>244,034,903</u>	
Total Additions		<u>635,248,230</u>
Deductions:		
Investment Expenses	-	
Investment Management Fees	<u>4,886,873</u>	
Taxes	<u>61,606</u>	
Other Expenses	-	
Total Deductions		<u>4,948,478</u>
Net Assets, end of the quarter		<u>12,360,569,787</u>

I hereby certify to the accuracy/correctness of the aforementioned data (items I, II & III above)


DANTE M. MARASIGAN / YP - Financial Controller
(Signature of responsible officer over printed name and position)

**Statistical Report on Selected Financial Data
on Life Insurance Companies
(Variable Life - Separate Account Assets)**

As of the Quarter ending March 31, June 30, September 30, December 31, 2018
(please encircle the applicable date)

Pru Life Insurance Corporation of U.K.
Name of Insurance Company

Name of Fund: GEM Dynamic Fund

(In Pesos)

I. BALANCE SHEET

Total Assets		<u>763,500,049</u>
A. Assets at Market Value		<u>763,500,049</u>
1. Bonds		
2. Stocks	<u>0</u>	
3. Fixed Deposit	<u>0</u>	
4. Other Funds	<u>762,501,672</u>	
5. Others (Specify)	<u>998,376</u>	
B. Net Investment Income Due and Accrued		
C. Others (Specify)		<u>0</u>
D. Debtors / Accounts Receivables		<u>0</u>
(Specify)	<u>0</u>	
(Specify)	<u>0</u>	
(Specify)	<u>0</u>	
Total Liabilities and Networth		<u>763,500,049</u>
Variable Life Liabilities	<u>763,500,049</u>	
General Expenses Due and Accrued		
Other Liabilities		
Seed Capital on Variable Life		

**Statistical Report on Selected Financial Data
on Life Insurance Companies
(Variable Life - Separate Account Assets)**
As of the Quarter ending March 31, June 30, September 30, December 31, 2018
(please encircle the applicable date)

Pru Life Insurance Corporation of U.K.
Name of Insurance Company

Name of Fund: GEM Dynamic Fund

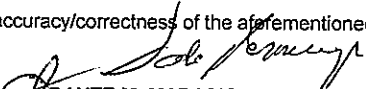
II. UNIT MOVEMENT FOR THE YEAR

Outstanding Units at the beginning of the quarter	812,354,790
Deposits during the quarter	(29,539,644)
Outstanding Units at the end of the quarter	782,815,146

III. STATEMENT OF CHANGE IN NET ASSETS

Net Assets, beginning	857,910,523
Additions:	
Deposits, net of Withdrawals	(8,322,182)
Gross Investment Income	(82,279,133)
Interest on Bonds	-
Dividend Income	-
Interest on Deposits	-
Interest on Loans	-
Other Income	(82,279,133)
Total Additions	(90,601,315)
Deductions:	
Investment Expenses	(224)
Investment Management Fees	3,809,383
Taxes	-
Other Expenses	-
Total Deductions	3,809,159
Net Assets, end of the quarter	763,500,049

I hereby certify to the accuracy/correctness of the aforementioned data (items I, II & III above)


DANTE M. MARASIGAN / VP, Financial Controller
(Signature of responsible officer over printed name and position)

**Statistical Report on Selected Financial Data
on Life Insurance Companies
(Variable Life - Separate Account Assets)**

As of the Quarter ending March 31, June 30, September 30, December 31, 2018
(please encircle the applicable date)

Pru Life Insurance Corporation of U.K.
Name of Insurance Company

Name of Fund: Equity Fund

(In Pesos)

I. BALANCE SHEET

Total Assets		<u>25,615,549,707</u>
A. Assets at Market Value		<u>25,615,549,707</u>
1. Bonds	0	
2. Stocks	<u>44,221,159,405</u>	
3. Fixed Deposit	<u>651,932,437</u>	
4. Other Funds	-	
5. Others (Specify)	<u>(19,257,542,135)</u>	
B. Net Investment Income Due and Accrued		<u>0</u>
C. Others (Specify)		<u>0</u>
D. Debtors / Accounts Receivables		<u>0</u>
(Specify)	<u>0</u>	
(Specify)	<u>0</u>	
(Specify)	<u>0</u>	
Total Liabilities and Networth		<u>25,615,549,707</u>
Variable Life Liabilities	<u>25,615,549,707</u>	
General Expenses Due and Accrued		
Other Liabilities		
Seed Capital on Variable Life		

**Statistical Report on Selected Financial Data
on Life Insurance Companies
(Variable Life - Separate Account Assets)**
As of the Quarter ending March 31, June 30, September 30, December 31, 2018
(please encircle the applicable date)

Pru Life Insurance Corporation of U.K.
Name of Insurance Company

Name of Fund: Equity Fund

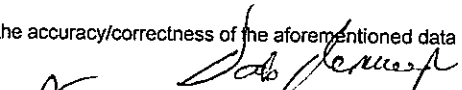
II. UNIT MOVEMENT FOR THE YEAR

Outstanding Units at the beginning of the quarter	<u>11,083,057,081</u>
Deposits during the quarter	<u>571,189,009</u>
Outstanding Units at the end of the quarter	<u>11,654,246,090</u>

III. STATEMENT OF CHANGE IN NET ASSETS

Net Assets, beginning		<u>23,881,453,453</u>
Additions:		
Deposits, net of Withdrawals		<u>1,217,024,645</u>
Gross Investment Income		<u>771,708,788</u>
Interest on Bonds	-	
Dividend Income	<u>136,593,056</u>	
Interest on Deposits	<u>2,016,464</u>	
Interest on Loans	-	
Other Income	<u>633,099,267</u>	
Total Additions		<u>1,988,733,433</u>
Deductions:		
Investment Expenses	<u>4,034,527</u>	
Investment Management Fees	<u>250,199,359</u>	
Taxes	<u>403,293</u>	
Other Expenses	-	
Total Deductions		<u>254,637,179</u>
Net Assets, end of the quarter		<u>25,615,549,707</u>

I hereby certify to the accuracy/correctness of the aforementioned data (items I, II & III above)


DANTE M. MARASIGAN / VP - Financial Controller
(Signature of responsible officer over printed name and position)

**Statistical Report on Selected Financial Data
on Life Insurance Companies
(Variable Life - Separate Account Assets)**

As of the Quarter ending March 31, June 30, September 30, December 31, 2018
(please encircle the applicable date)

Pru Life Insurance Corporation of U.K.
Name of Insurance Company

Name of Fund: Bond Fund

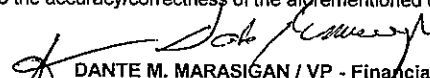
II. UNIT MOVEMENT FOR THE YEAR

Outstanding Units at the beginning of the quarter	<u>1,556,910,510</u>
Deposits during the quarter	<u>(50,165,059)</u>
Outstanding Units at the end of the quarter	<u>1,506,745,451</u>

III. STATEMENT OF CHANGE IN NET ASSETS

Net Assets, beginning		<u>3,636,842,832</u>
Additions:		
Deposits, net of Withdrawals		<u>(117,237,770)</u>
Gross Investment Income		<u>254,633,328</u>
Interest on Bonds	<u>280,422,658</u>	
Dividend Income	<u>-</u>	
Interest on Deposits	<u>903,120</u>	
Interest on Loans	<u>-</u>	
Other Income	<u>(26,692,450)</u>	
Total Additions		<u>137,395,558</u>
Deductions:		
Investment Expenses	<u>745,543</u>	
Investment Management Fees	<u>74,037,801</u>	
Taxes	<u>103,469,329</u>	
Other Expenses	<u>-</u>	
Total Deductions		<u>178,252,673</u>
Net Assets, end of the quarter		<u>3,595,985,717</u>

I hereby certify to the accuracy/correctness of the aforementioned data (items I, II & III above)


DANTE M. MARASIGAN / VP - Financial Controller
 (Signature of responsible officer over printed name and position)

**Statistical Report on Selected Financial Data
on Life Insurance Companies
(Variable Life - Separate Account Assets)**

As of the Quarter ending March 31, June 30, September 30, December 31, 2018
(please encircle the applicable date)

Pru Life Insurance Corporation of U.K.
Name of Insurance Company

Name of Fund: Cash Flow Fund

(In Pesos)

I. BALANCE SHEET

Total Assets		<u>7,586,537,876</u>
A. Assets at Market Value		<u>7,586,537,876</u>
1. Bonds	<u>0</u>	
2. Stocks	<u>0</u>	
3. Fixed Deposit	<u>0</u>	
4. Other Funds	<u>7,580,888,467</u>	
5. Others (Specify)	<u>5,649,410</u>	
B. Net Investment Income Due and Accrued		<u> </u>
C. Others (Specify)		<u>0</u>
D. Debtors / Accounts Receivables		<u>0</u>
(Specify)	<u>0</u>	
(Specify)	<u>0</u>	
(Specify)	<u>0</u>	
Total Liabilities and Networth		<u>7,586,537,876</u>
Variable Life Liabilities	<u>7,586,537,876</u>	
General Expenses Due and Accrued	<u> </u>	
Other Liabilities	<u> </u>	
Seed Capital on Variable Life	<u> </u>	

**Statistical Report on Selected Financial Data
on Life Insurance Companies
(Variable Life - Separate Account Assets)**
As of the Quarter ending March 31, June 30, September 30, December 31, 2018
(please encircle the applicable date)

Pru Life Insurance Corporation of U.K.
Name of Insurance Company

Name of Fund: Cash Flow Fund

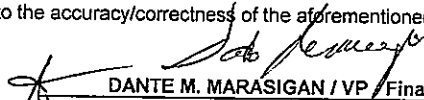
II. UNIT MOVEMENT FOR THE YEAR

Outstanding Units at the beginning of the quarter	<u>8,142,327,370</u>
Deposits during the quarter	<u>320,897,347</u>
Outstanding Units at the end of the quarter	<u>8,463,224,717</u>

III. STATEMENT OF CHANGE IN NET ASSETS

Net Assets, beginning	<u>7,665,628,871</u>
Additions:	
Deposits, net of Withdrawals	<u>493,688,021</u>
Gross Investment Income	<u>(392,856,962)</u>
Interest on Bonds	<u>-</u>
Dividend Income	<u>-</u>
Interest on Deposits	<u>4,446</u>
Interest on Loans	<u>-</u>
Other Income	<u>(392,861,408)</u>
Total Additions	<u>100,831,060</u>
Deductions:	
Investment Expenses	<u>(1,389)</u>
Investment Management Fees	<u>34,958,295</u>
Taxes	<u>667</u>
Other Expenses	<u>144,964,481</u>
Total Deductions	<u>179,922,055</u>
Net Assets, end of the quarter	<u>7,586,537,876</u>

I hereby certify to the accuracy/correctness of the aforementioned data (items I, II & III above)


DANTE M. MARASIGAN / VP / Financial Controller
(Signature of responsible officer over printed name and position)

**Statistical Report on Selected Financial Data
on Life Insurance Companies
(Variable Life - Separate Account Assets)**

As of the Quarter ending March 31, June 30, September 30, December 31, 2018
(please encircle the applicable date)

Pru Life Insurance Corporation of U.K.
Name of Insurance Company

Name of Fund: Asian Balanced Fund

(In Pesos)

I. BALANCE SHEET

Total Assets		<u>67,732,760</u>
A. Assets at Market Value		<u>67,732,760</u>
1. Bonds	0	
2. Stocks	0	
3. Fixed Deposit	0	
4. Other Funds	67,463,608	
5. Others (Specify)	269,152	
B. Net Investment Income Due and Accrued		
C. Others (Specify)		0
D. Debtors / Accounts Receivables		0
(Specify)	0	
(Specify)	0	
(Specify)	0	
Total Liabilities and Networth		<u>67,732,760</u>
Variable Life Liabilities	67,732,760	
General Expenses Due and Accrued		
Other Liabilities		
Seed Capital on Variable Life		

**Statistical Report on Selected Financial Data
on Life Insurance Companies
(Variable Life - Separate Account Assets)**
As of the Quarter ending March 31, June 30, September 30, December 31, 2018
(please encircle the applicable date)

Pru Life Insurance Corporation of U.K.
Name of Insurance Company

Name of Fund: Asian Balanced Fund

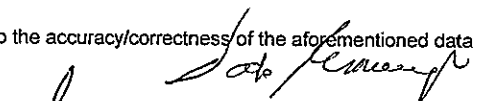
II. UNIT MOVEMENT FOR THE YEAR

Outstanding Units at the beginning of the quarter	70,934,635
Deposits during the quarter	2,925,769
Outstanding Units at the end of the quarter	73,860,403

III. STATEMENT OF CHANGE IN NET ASSETS

Net Assets, beginning	68,237,377
Additions:	
Deposits, net of Withdrawals	3,282,988
Gross Investment Income	(3,472,231)
Interest on Bonds	-
Dividend Income	-
Interest on Deposits	-
Interest on Loans	-
Other Income	(3,472,231)
Total Additions	(189,243)
Deductions:	
Investment Expenses	4,659
Investment Management Fees	310,716
Taxes	-
Other Expenses	-
Total Deductions	315,375
Net Assets, end of the quarter	67,732,760

I hereby certify to the accuracy/correctness of the aforementioned data (items I, II & III above)


DANTE M. MARASIGAN / VP - Financial Controller
(Signature of responsible officer over printed name and position)

**Statistical Report on Selected Financial Data
on Life Insurance Companies
(Variable Life - Separate Account Assets)**

As of the Quarter ending March 31, June 30, September 30, December 31, 2018
(please encircle the applicable date)

Pru Life Insurance Corporation of U.K.
Name of Insurance Company

Name of Fund: Asian Local Bond Fund

(In Pesos)

I. BALANCE SHEET

Total Assets		<u>627,936,907</u>
A. Assets at Market Value		<u>627,936,907</u>
1. Bonds	0	
2. Stocks	0	
3. Fixed Deposit	0	
4. Other Funds	629,300,622	
5. Others (Specify)	<u>(1,363,716)</u>	
B. Net Investment Income Due and Accrued		
C. Others (Specify)		<u>0</u>
D. Debtors / Accounts Receivables		<u>0</u>
(Specify)	0	
(Specify)	0	
(Specify)	0	
Total Liabilities and Network		<u>627,936,907</u>
Variable Life Liabilities	627,936,907	
General Expenses Due and Accrued		
Other Liabilities		
Seed Capital on Variable Life		

**Statistical Report on Selected Financial Data
on Life Insurance Companies
(Variable Life - Separate Account Assets)**

As of the Quarter ending March 31, June 30, September 30, December 31, 2018
(please encircle the applicable date)

Pru Life Insurance Corporation of U.K.
Name of Insurance Company

Name of Fund: Asian Local Bond Fund

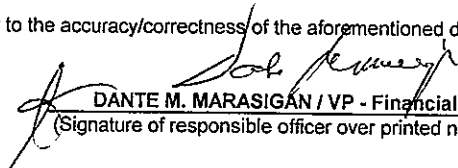
II. UNIT MOVEMENT FOR THE YEAR

Outstanding Units at the beginning of the quarter	<u>656,500,654</u>
Deposits during the quarter	<u>(37,820,627)</u>
Outstanding Units at the end of the quarter	<u>618,680,028</u>

III. STATEMENT OF CHANGE IN NET ASSETS

Net Assets, beginning	<u>641,476,989</u>
Additions:	
Deposits, net of Withdrawals	<u>(14,054,660)</u>
Gross Investment Income	<u>3,183,960</u>
Interest on Bonds	<u>-</u>
Dividend Income	<u>-</u>
Interest on Deposits	<u>-</u>
Interest on Loans	<u>-</u>
Other Income	<u>3,183,960</u>
Total Additions	<u>(10,870,700)</u>
Deductions:	
Investment Expenses	<u>50,283</u>
Investment Management Fees	<u>2,619,100</u>
Taxes	<u>-</u>
Other Expenses	<u>-</u>
Total Deductions	<u>2,669,382</u>
Net Assets, end of the quarter	<u>627,936,907</u>

I hereby certify to the accuracy/correctness of the aforementioned data (items I, II & III above)


DANTE M. MARASIGAN / VP - Financial Controller
 (Signature of responsible officer over printed name and position)

**Statistical Report on Selected Financial Data
on Life Insurance Companies
(Variable Life - Separate Account Assets)**

As of the Quarter ending March 31, June 30, September 30, December 31, 2018
(please encircle the applicable date)

Pru Life Insurance Corporation of U.K.
Name of Insurance Company

Name of Fund: Asia Pacific Equity Fund

(In Pesos)

I. BALANCE SHEET

Total Assets		<u>1,250,688,241</u>
A. Assets at Market Value		<u>1,250,688,241</u>
1. Bonds	0	
2. Stocks	0	
3. Fixed Deposit	0	
4. Other Funds	1,251,265,605	
5. Others (Specify)	<u>(577,364)</u>	
B. Net Investment Income Due and Accrued		0
C. Others (Specify)		0
D. Debtors / Accounts Receivables (Specify)	0	0
(Specify)	0	
(Specify)	0	
Total Liabilities and Network		<u>1,250,688,241</u>
Variable Life Liabilities	1,250,688,241	
General Expenses Due and Accrued		
Other Liabilities		
Seed Capital on Variable Life		

**Statistical Report on Selected Financial Data
on Life Insurance Companies
(Variable Life - Separate Account Assets)**
As of the Quarter ending March 31, June 30, September 30, December 31, 2018
(please encircle the applicable date)

Pru Life Insurance Corporation of U.K.
Name of Insurance Company

Name of Fund: Asia Pacific Equity Fund


II. UNIT MOVEMENT FOR THE YEAR

Outstanding Units at the beginning of the quarter	<u>1,359,605,643</u>
Deposits during the quarter	<u>(45,820,156)</u>
Outstanding Units at the end of the quarter	<u>1,313,785,488</u>

III. STATEMENT OF CHANGE IN NET ASSETS

Net Assets, beginning	<u>1,456,796,232</u>
Additions:	
Deposits, net of Withdrawals	<u>(7,531,630)</u>
Gross Investment Income	<u>(192,399,832)</u>
Interest on Bonds	<u>-</u>
Dividend Income	<u>-</u>
Interest on Deposits	<u>-</u>
Interest on Loans	<u>-</u>
Other Income	<u>(192,399,832)</u>
Total Additions	<u>(199,931,462)</u>
Deductions:	
Investment Expenses	<u>(756)</u>
Investment Management Fees	<u>6,177,285</u>
Taxes	<u>-</u>
Other Expenses	<u>-</u>
Total Deductions	<u>6,176,529</u>
Net Assets, end of the quarter	<u>1,250,688,241</u>

I hereby certify to the accuracy/correctness of the aforementioned data (items I, II & III above)


DANTE M. MARASIGAN / VP - Financial Controller
(Signature of responsible officer over printed name and position)

**Statistical Report on Selected Financial Data
on Life Insurance Companies
(Variable Life - Separate Account Assets)**

As of the Quarter ending March 31, June 30, September 30, December 31, 2018
(please encircle the applicable date)

Pru Life Insurance Corporation of U.K.
Name of Insurance Company

Name of Fund: Dollar Bond Fund

(In Pesos)

I. BALANCE SHEET

Total Assets		<u>7,398,016,817</u>
A. Assets at Market Value		<u>7,398,016,817</u>
1. Bonds	7,270,178,490	
2. Stocks	0	
3. Fixed Deposit	17,924,597	
4. Other Funds	0	
5. Others (Specify)	109,913,730	
B. Net Investment Income Due and Accrued		
C. Others (Specify)		0
D. Debtors / Accounts Receivables		0
(Specify)	0	
(Specify)	0	
(Specify)	0	
Total Liabilities and Network		<u>7,398,016,818</u>
Variable Life Liabilities	7,398,016,818	
General Expenses Due and Accrued		
Other Liabilities		
Seed Capital on Variable Life		

**Statistical Report on Selected Financial Data
on Life Insurance Companies
(Variable Life - Separate Account Assets)**
As of the Quarter ending March 31, June 30, September 30, December 31, 2018
(please encircle the applicable date)

Pru Life Insurance Corporation of U.K.
Name of Insurance Company

Name of Fund: Dollar Bond Fund

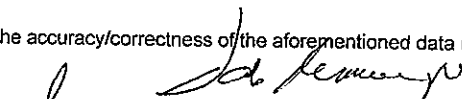
II. UNIT MOVEMENT FOR THE YEAR

Outstanding Units at the beginning of the quarter	<u>3,182,567,383</u>
Deposits during the quarter	<u>(222,957,687)</u>
Outstanding Units at the end of the quarter	<u>2,959,609,696</u>

III. STATEMENT OF CHANGE IN NET ASSETS

Net Assets, beginning	<u>7,848,962,850</u>
Additions:	
Deposits, net of Withdrawals	<u>(285,374,106)</u>
Gross Investment Income	<u>(138,417,069)</u>
Interest on Bonds	<u>89,011,706</u>
Dividend Income	<u>-</u>
Interest on Deposits	<u>42,610</u>
Interest on Loans	<u>-</u>
Other Income	<u>(227,471,384)</u>
Total Additions	<u>(423,791,175)</u>
Deductions:	
Investment Expenses	<u>548,476</u>
Investment Management Fees	<u>26,600,007</u>
Taxes	<u>6,375</u>
Other Expenses	<u>-</u>
Total Deductions	<u>27,154,858</u>
Net Assets, end of the quarter	<u>7,398,016,818</u>

I hereby certify to the accuracy/correctness of the aforementioned data (items I, II & III above)


DANTE M. MARASIGAN / VP - Financial Controller
(Signature of responsible officer over printed name and position)